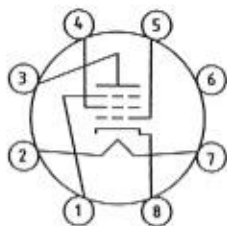


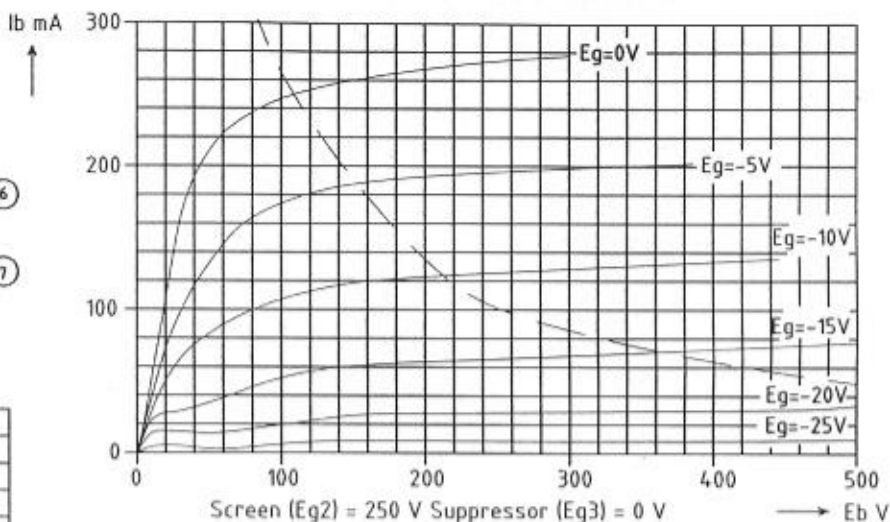
EL-34EH

Power Pentode

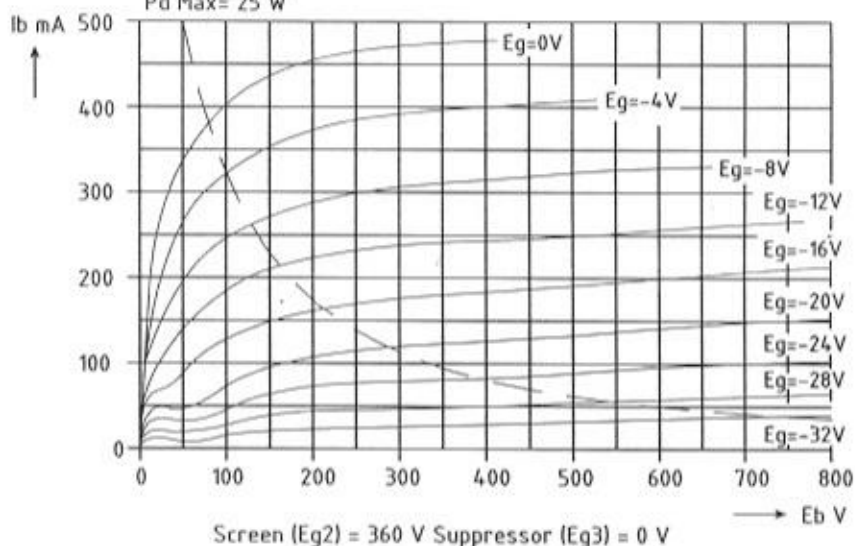


Pin #	description
1	suppressor
2, 7	heater
3	plate
4	screen
5	grid
6	N/A
8	cathode

Pd Max= 25 W



Pd Max= 25 W



Electrical Data

Heater Voltage, not less than	6.0 V
Heater Voltage, not more than	6.5 V
Heater Current, nominal	1.5 A
Plate Voltage, not more than	800 V
Cathode Current, not more than	150 mA
Plate Dissipation, not more than	25 W
Screen Voltage, not more than	425 V
Screen Dissipation, not more than	7.5 watts
Maximum grid circuit resistance	
fixed bias, not more than	100 Kohms
self bias, not more than	0.5 Mohms
Inter-electrode Capacitances:	
C, grid to plate	1.2pF
C, grid to cathode, heater, screen and suppressor	16 pF
C, plate to cathode, heater, screen and suppressor	7.2 pF
Heater to Cathode Voltage:	+/- 200 V
Transconductance (nominal)	11 mA/V
Plate Resistance (nominal)	15K OHM

EL-34EH

New Sensor Corp.

tested by jcm

Drawing #

GT003

Drawn by:

jcm